




- Colorează potrivit fructele toamnei:



- Unește fiecare fruct cu pomul său:








- Desenează fructele care îți plac:



- Privește cu atenție tabloul toamnei, apoi scrie în tabel câte elemente de același fel sunt din fiecare:
















- Încercuiește doar legumele care încep cu sunetul „C”.



- Colorează legumele care rostite, au trei silabe.



- Ajută spiridușul să ajungă la castelul toamnei.
- Colorează frunzele în culorile potrivite.



- Colorează în culorile potrivite.
- Scrie în casetă cifra corespunzătoare numărului de elemente specifice anotimpului toamna.

