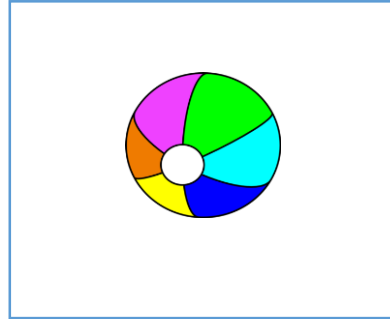
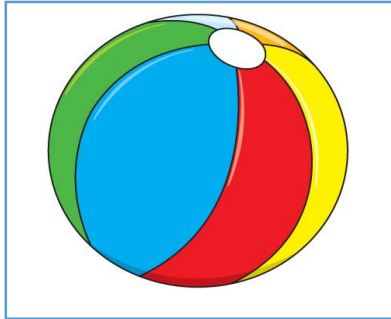



## FORMAREA STUCTURILOR PERCEPTIV-MOTRICE DE MĂRIME


1. Selectează mingea mică, făcând o bifă în dreptul răspunsului corect:



2. Selectează mașina mare:





3. Selectează creionul gros:



*Profesor psihopedagog Stamin Elena-Ana*


4. Selectează cartea subțire:



5. Selectează fetița cu părul lung:





6. Selectează sfoara scurtă:




*Profesor psihopedagog Stamin Elena-Ana*

**7. Selectează copilul scund:**



**8. Selectează copilul înalt:**








**9. Selectează obiectul ușor:**



10. Selectează obiectul mai greu:



11. Selectează merele mari, unindu-le cu cutia verde, apoi selectează merele mici, unindu-le cu cutia roșie:



*Profesor psihopedagog Stamin Elena-Ana  
Școala Gimnazială Specială Nr.1, București*