




Nume și prenume: \_\_\_\_\_


Data: \_\_\_\_\_

**Fișă de lucru**  
**(numere, adunarea în centrul 0 -10)**


**1. Scrie numărul corespunzător elementelor fiecărei mulțimi:**




**2. Desenează o mulțime de elemente corespunzătoare numărului dat:**




**0**



**5**



**1**



**6**

**3. Calculează și pune rezultatul corect:**

$2 + 1 =$

$2 + 2 =$

$3 + 3 =$

$1 + 5 =$

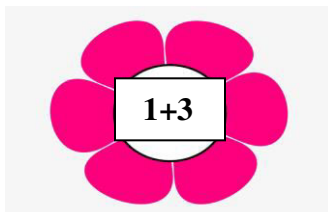
$2 + 3 =$

$1 + 1 =$

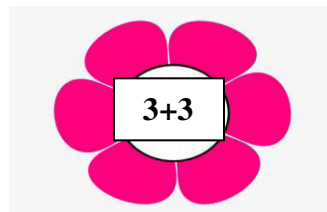
$1 + 4 =$

$3 + 4 =$

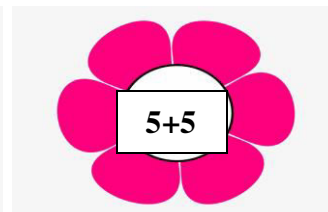
**4. Unește adunarea scrisă pe floricică cu rezultatul corect scris în casetă:**



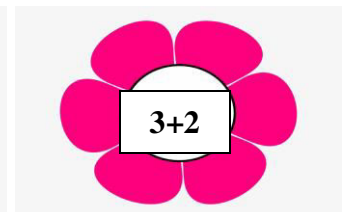
**6**



**4**



**5**



**10**